


# Know more about 3D soft LEATHER PANEL

## Panel construction



Surface is covered by PU leather.

Back side is covered by PU leather too. It's to prevent the moisture from the wall in Spring time.

Soft memory foam inside.

GlassFiber for fire retardant

The features include:

- Zero formaldehyde emission
- Water & Moisture proof
- Fire retardant
- Sound proof
- Collision prevention
- Secondly use
- Etc ...

# Panel Features



## Zero - formaldehyde

It's perfectly realized and certified to ZERO formaldehyde emissions by SGS.



### Test Report

No. CANHG1315648703 A01

Date: 22 Oct 2013

Page 2 of 3

Test Results :

#### Test Part Description :

Specimen No.	SGS Sample ID	Description
1	CAN13-156487.001	Beige synthetic leather(Said to be "Synthetic leather")

Remarks :

- (1) 1 mg/kg = 0.0001%
- (2) MDL = Method Detection Limit
- (3) ND = Not Detected ( < MDL )
- (4) "-" = Not Regulated

#### Formaldehyde

Test Method : With reference to GB/T 19941-2005 ,analysis was performed by HPLC-DAD

<u>Test Item(s)</u>	<u>Unit</u>	<u>MDL</u>	<u>001</u>
Formaldehyde	mg/kg	20.0	ND



## Water and Moisture proof

Because of the excellent Polyurethane leather on the surface and back, and the bamboo charcoal fiber in the foam, it makes the panels waterproof and moisture proof. And it's easy to be cleaned like how we clean the leather sofa.





## Fire retardant

The fire retardant performance reaches B in EN13501 and was certified by SGS. It also produces very low smoke, and it is the taste of bamboo charcoal after burning, not irritating.

### Test Result Summary

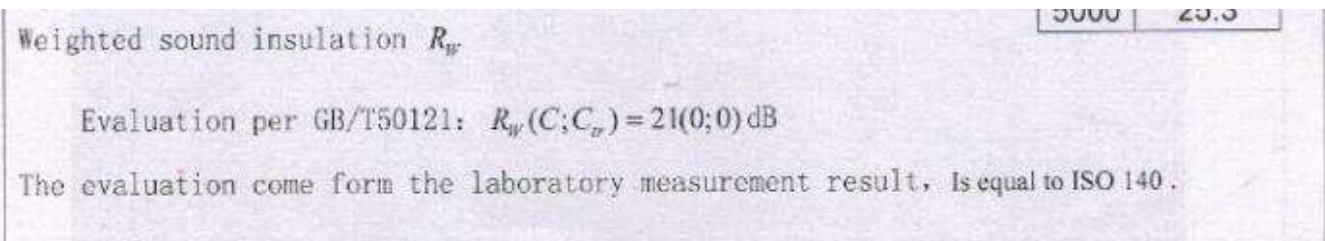
No.	Test(s) Requested	Result(s)	Comments
1	EN 13501-1:2007+A1:2009	Classification: D - s2, d0	/

For further details, please refer to the following page(s)



## Sound proof

Because of the sharp 3D inclined block face and the high density foam inside, the sound will be faded and absorbed gradually during the rebound between inclined faces.



## Soft and high rebound

The panel is composed of high density foam. Its high rebound means not ruffle, never deform. It has excellent effect of collision avoidance.





## Easy installation

No board on the wall, and no nail during installation, just use Hot melt glue (or Double-side tape) and Silicon to stick directly, free easy and fast. And it's easy to cut by knife for any shapes, and outlet.



## Safety

Because the light and soft, even if the wall paint falls off, the panels won't hurt people. It's a good material for ceiling as well.





## Bend easily

TANGRAM embodies the professional wisdom when there is the circle or square column or the corner.




## Installation guide

### Installation guide I



Make sure the surface of the wall is clean. For lime wall, please paint with a coat of latex. Square off the wall according to the size of panels.



Prepare the tools and materials as pictures. Apply the silicon on 4 corners and middle on the back of panel. Then, apply the Hot-melt glue on 4 corners.



Apply the first panel on the lined bottom middle position, then, go ahead with the neighbour panels by the same way. When applying on the wall, press a little bit for around 15 seconds to make sure of no gap between. When the size of the wall won't match the panels, cut the panels by utility knife as need.



When there is outlet, measure the position on the panel and cut. Then put the inner box in the hole, cover the outlet.